



Lake Minnetonka Winter Camporee 2020 INFORMATION PACKET

Friday-Sunday, February 14-16, 2020

Rum River Scout Camp
15659 St Francis Blvd
Ramsey, Minnesota 55303

Come join your fellow Boy Scouts, Venturers, and Webelos, from the Lake Minnetonka District for our 2020 Winter Camporee, held at Rum River Scout Camp!

Price per Person – \$25.00 Price per Person – (One price - all day Saturday or stay the weekend).

There will be woodcarving demonstrations, lumber jack competitions, merit badges and more! Scouts, Venturers, and Webelos will have the chance to learn about woodcarving and snow sports. Attendees will also have the chance to build Scout Skills, earn their Tote'n Chip & Fire Chit while at camp. Plus, we'll have a Hungry Man and Dessert cook-off featuring a special ingredient (SWEET POTATO)!

Check-in starts at 6:00PM Friday and the event runs through 9:00AM Sunday morning. All Scouts and their guests are invited.

Indoor Lodging available (limited spaces available)

Tent campsites will be assigned at check-in.

Many thanks to our host units **Troops 3426, 3430, 3174, 5174** and the District Activities Staff for planning this event.

Activities Include:

- Woodcarving Demonstration
- Klondike Derby
- Log Pulling Contest
- Crosscut Competition
- Nail Driving Competition
- Tomahawk Throwing Competition
- Snowshoe Racing
- Merit Badges (all are partial)
 - Wood Carving
 - Snow Sports
- Scout Skills Stations



- Tote'n Chit
- Fire'n Chit
- Paul Bunyan Award



- Hearty Dish & Dessert Competition
- Campfire
- Camporee Patch!

Rum River Scout Camp

Ramsey, MN

Camporee Description

Come join your fellow Scouts BSA, Venturers, Webelos Scouts and their parents from the Lake Minnetonka District for our Winter 2020 Camporee at Rum River Scout Camp.

There will be woodcarving demonstrations, lumber jack competitions, merit badges and more! Scouts, Venturers, and Webelos will have the chance to learn about woodcarving and snow sports. Attendees will also have the chance to build Scout Skills, earn their Tote'n Chip & Fire Chit while at camp. Plus, we'll have a Hungry Man and Dessert cook-off featuring a special ingredient **(SWEET POTATO)!**



Programming- Two(2) one-hour wood carving demonstrations by Curtis Ingvaldstad an artist with a chainsaw! He has a BA in Studio Arts from the University of MN. He picked up the chainsaw 13 years ago after many years of oil painting and hand carving. He's a natural talent for sculpting and a rich ancestry of woodworking. He has competed with the best of the best internationally and gained great respect for his realism, attention to detail and a very complex painting style. He likes to travel with his to Japan's biggest competition in the small mountain town of Toei. Aside from carving he likes to go camping, hiking and fishing with his wife and three-year-old son.

Activities - Program and activities will include, KLONDIKE Derby, Lumber Jack themed unit competitions such as log rolling, tomahawk throwing, nail driving, cross cut sawing, the campfire program, and best campsite. There will be a service project as part of the activities rotation.

Snowshoeing/Cross Country Skiing - There are miles and miles of trails (get that 2 miles done to earn your badge!). Snowshoe race will be held during the morning activities!

Create Your Own Unit Activities – We are once again using our popular carnival atmosphere format. What that means is each unit is allowed the flexibility of choosing from the activities provided by the district and/or running their own specific activities. In other words, a unit can participate in the Klondike Race, lumber jack activities and/ or run your own unit activity such as hiking, sledding, snowshoeing. The possibilities are almost endless.

Merit Badge Opportunities - Partial credit will be given for the following merit badges: Woodcarving and Snow Sports. Please have your Scouts bring a filled out blue card. Those working on snow sports should plan on bringing cross country skis or snow shoes. Those working on Wood Carving, ensure that you have your pocket knife and Tote'n Chip cards with you. If you don't have your Tote'n Chip you can earn it at camp!

1. Print the **Woodcarving Merit Badge** worksheet
2. Print the **Snow Sports Merit Badge** worksheet

Hungry Man & Dessert We are looking for the best troop Dutch oven hearty dish and a dessert. See website Competition for more information, rules, and the judges' form.

Campfire program: Your troop is encouraged to do a skit or song at the Saturday night campfire program. Must be approved by the Campfire Master by Noon on Saturday.



Location and Directions

15659 Saint Francis Boulevard Anoka, MN 55303

Only four miles north of Anoka on the banks of the beautiful Rum River, Rum River Scout Camp is a fantastic wilderness option for camping opportunities within the metro area. Purchased with penny stock donated by Harlan Thurston in November, 1957, Rum River Scout Camp is a 167 acre facility covered with stands of pine and oak groves. Whether you like disc golf, canoeing, or orienteering, Rum River has something for everyone to enjoy.

UNIQUE FEATURES Rum River, Raccoon Vista Nature Trail, challenge course, disc golf course, canoe rental.

Cost Per Person

\$25.00

Units Attending From Other Districts

Units from other districts are welcome to attend. Please register to attend the camporee.

General Information

Attendance	All Lake Minnetonka Scouts BSA, Venturer, Webelos Scouts and their parents, are invited to participate.
Check-in	Friday evening beginning at 6:00PM, or Saturday morning 8:00-8:45AM see the 'Schedule of Events' below. Registration must be made online. No on-site registrations will be available. Indoor lodging or tent campsites are assigned at check-in.
Camp Fees	Included in the base fee.
Parking Fees	Included in the base fee.
Meals	Bring your own food and cooking equipment for all meals.

ONLINE Registration Deadline

Wednesday, February 12, 2020

1st Aid

Please have the proper medical forms and permission slips handy for every Scout when you check in. The medical form is found on the camporee resources page.

ScoutBSA Medical <http://www.lmdbsa.org/wintercamporee>

Webelos Medical <http://www.lmdbsa.org/wintercamporee>

Uniforms

Scouts and leaders are expected to be in full uniform for official meetings and flags.

Bring

1. Bring your tents, shelters, sleeping bags, pads, rain gear, food, stoves, cooking utensils, insulated containers, beverages, cups and silverware. Ensure your scouts are prepared for the winter weather conditions that may arise.
2. Bring your Dutch ovens for the Hungry Man and dessert cooking contest. See the “Cooking Contest” rules found below.

Parking

Parking for your vehicle and trailer is available on site. Your unit will be directed upon check-in.

Patch

2020 Winter Camporee Klondike Derby

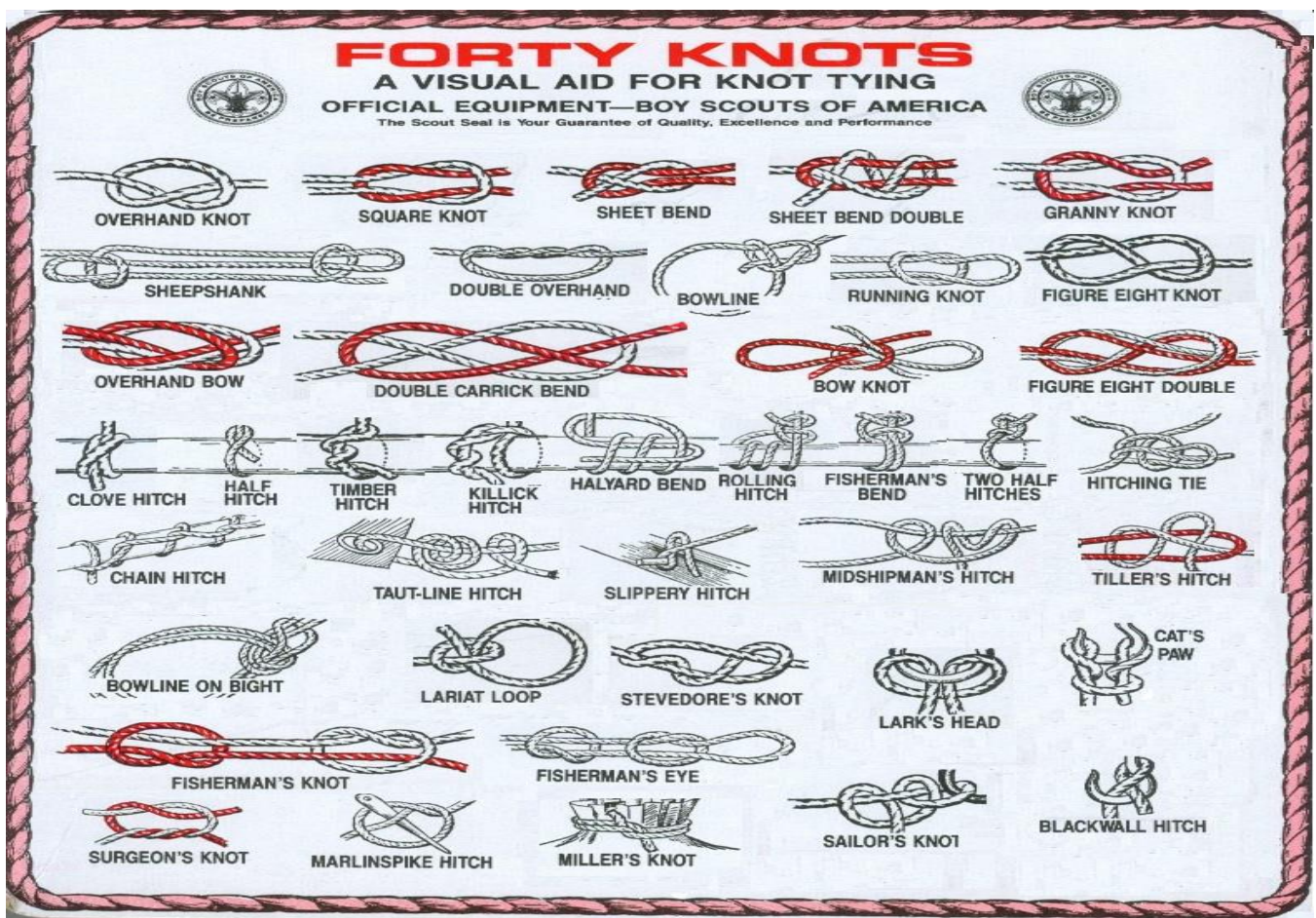
RULES AND PROCEDURES

- **REGISTERED SCOUTS.** All participants must be registered with the BSA and the 2020 Lake Minnetonka District Winter Camporee.
- **ADULT PARTICIPANTS:** Any adult participants must be registered as an adult within their respective unit and have completed youth protection training
- **TEAM SIZE.** Teams should consist of six youth members. Teams will be carrying “Babe the Blue Ox” (about 150lbs) on their derby trek. All participants should have current registration with the BSA.
- **BE ON TIME.** Arrive on the starting line for equipment inspection at least 15 minutes in advance of the assigned start time. Teams that arrive late will be reassigned to the end of the list.
- **CLOSED TRAIL.** The trail is closed to unauthorized adults. Any unit violating this rule – whether or not the adult is engaged in coaching or is accompanying a team – will be disqualified. Any adults or older youth desiring to help can volunteer as district event staff for the day.
- **CODE OF CONDUCT:** The Scout Law applies. Leaders please remind Scouts beforehand that failure to observe the Scout Law (e.g. through hassling other Scouts or swearing), will not be tolerated and may result in a time penalty, loss of nuggets, or disqualification.
- **A SCOUT IS TRUSTWORTHY:** Tampering with or removing trail markers or placing obstructions on the trail will result in disqualification and discipline. Obstructing the trail for following teams will result in a substantial time penalty.
- **A SCOUT IS COURTEOUS:** Passing is permitted. Slower teams being overtaken should pull to the side and yield to the faster team.
- **EQUIPMENT INSPECTION.** There will be an inspection for health and safety purposes prior to the Start. Team members must be dressed appropriately for the weather.
- **JUDGES:** In the event of a conflict or rules dispute the decision of the event judges is final and cannot be appealed

SLED RULES

- Sleds should be fashioned to look like an Alaskan dog sled. This rule will be liberally construed.
- The sled should be large enough to carry all required equipment plus “passenger”.
- A harness for pulling the sled by the scouts should be attached to the front of the sled. Ideally, looped ropes should come off a single main/trunk rope similar to the way in which branches on a tree come off a common trunk.
- Due to strangulation risk and the risk of being trapped under a run-away sled if a scout slips, **ROPE LOOPS MUST NOT BE LARGER THAN A HAND HOLD (APPROX. 6-9” LONG)** in order to assure that loops are not able to be placed over any scout’s neck or around a scout’s waist.
- The sled may be constructed of any materials (wood, timbers, pvc, fiberglass, aluminum, etc.).
- Ski runners are legal.
- Wheels on the sled are not allowed.
- The sled must be returned to the start/finish line. If the sled breaks on the trail, the team must carry all the parts to the finish or be disqualified.
- Sleds from a previous year’s derby **WILL** be allowed
- Commercially purchased sleds meeting all safety requirements **WILL** be allowed.
- If building your own sled, please do not use nails. (Other fastening means, such as screws or nuts and bolts, are preferred and much safer.)
 - **There are many Klondike sled plans on the Internet, check out the following links:**
 - www.lmdbsa.org/WinterCamporee
 - <http://inquiry.net/outdoor/winter/gear/sleds/>
 - <http://home.earthlink.net/~scouters/sled.html>
 - <http://scoutdocs.ca/Klondike/>
 - <http://media.scouting.org/boyslife/workshop/sledplans.pdf>

- **SCORING** – Teams will face challenges along the way and will be evaluated, timed and scored as they compete. The exact nature of the challenges is not to be revealed ahead of time, but teams competing in the Klondike Derby should be prepared with at least the following items:
- **Fire Starting** – Teams should be prepared to start a fire and are allowed to bring tinder, a knife, a small hatchet, and a device or method to start a fire. But note that no lighters are allowed. Matches are perfectly acceptable; however, additional points will be awarded for teams that start fires **WITHOUT** matches (using flint & steel, friction, battery & steel wool, etc.) Liquid fuel, candles, or wax fire starters are **NOT ALLOWED**
- **Knots** – Team members may be challenged to tie any of the knots included in the Scout handbook and should be prepared to tie these when requested at a challenge station. All team members should have a length of rope (approx. 18” – 24”) with them in order to be able to demonstrate they have mastered these basic knots. Teams may also be challenged with additional knots such as the ones listed below.



- **First Aid** – All team members should be familiar with the First Aid requirements up through First Class Rank. Teams may be challenged with requirements from First Aid and/or Emergency Preparedness Merit Badges.
- **BSA Knowledge** – All team members should have memorized the BSA oath, law, promise & motto.
- **Orienteering** – All teams should bring a compass (not a GPS), and should know their stride length and be able to estimate distance so they are able to complete an orienteering course similar to First Class requirement #2. This includes being able to estimate the height of an object.

- **Outdoor Preparedness** – **ALL** team members should be prepared to explain the “10 essentials” and the team should be ready to display any of the 10 items if requested. Teams should also either carry or be able to create a “signal” to attract attention if rescue is required (whistle, signal mirror, etc.)

- **Navigation. Map in waterproof container and magnetic compass**
- **Sun protection. Sunglasses, sunscreen for lips and skin, hat, clothing for sun protection.**
- **Insulation. Hat, gloves, jacket, extra clothing for coldest possible weather during current season.**
- **Illumination. Headlamp, flashlight, batteries. LED bulb is preferred to extend battery life.**
- **First-aid supplies**
- **Fire. Matches in a waterproof container.**
- **Repair kit and tools. Knives, multi-tool, scissors, pliers, screwdriver, trowel/shovel, duct tape, cable ties.**
- **Nutrition. Emergency food**
- **Hydration. At least 2 liters of clean water**
- **Emergency shelter. Tarp, bivouac sack, space blanket, plastic tube tent, jumbo trash bags, insulated sleeping pad.**

Camporee Policies

The following rules were made to help us have a successful and safe camping experience. It is the responsibility of the adults in charge to see that Scouts know and understand these rules. Anyone violating them may be asked to leave the camp.

Behavior: Scout Oath and Scout Law – applies to all Scouts and Scouters. Please emphasize the “good sport” and “do your best” aspects of Scouting. First and foremost, we’re here to have fun.

Vehicles: Speed limit is 15 mph. No passengers in back of truck or trailer. Vehicles are limited to main roads and parking areas only. Trailers, if brought, must stay with vehicle parking in designated parking areas.

Firearms: Personal firearms, ammunition (live or expended), explosives, fireworks and toy weaponry are prohibited.

Conservation: Please conserve our natural resources. No cutting of brush or standing timber is allowed. Firewood will be provided.

Adults: At least one responsible adult (21 or older) must be in camp at all times.

Knives: NO straight-bladed knives are allowed in camp.

Lights out: Scouts are not allowed out of their site after lights-out with the exception of to-and-from the latrines. Please respect others during lights-out. Scouters are asked to bring roaming Scouts to the headquarters at Shelter B after lights-out.

Radios: No radios, stereos, tape players, headsets, Game boys or related electronics, etc. are allowed in camp. Cell phone use by youth should be kept to a minimum.

Registration of Units Outside of Lake Minnetonka District: Registration is open to units outside Lake Minnetonka District.

Refund Policy: Refunds will be made at the discretion of the event chairman.

Schedule of Events

Friday

6:00 - 8:00	Check-in and set-up camp
8:30- 9:00	Cracker-barrel for Staff, SPLs and SMs at HQ Food will be provided.
	Get Schedule changes and details
10:00	Taps/Lights-out

Saturday

7:00	Reveille
7:00 - 9:00	Breakfast and clean-up
8:00 - 8:45	Check-in for Saturday-only participants
8:30	Staff Briefing in HQ
8:50-9:00	Flag raising at HQ
9:00-11:30	Morning Competition activity rotations: Log Rolling, Cross Cut, Nail Driving, Tomahawk throwing, Snow race.
	Scout Skills: Tote'n Chip and Fire-n-Chit, Paul Bunyan Award
	Merit Badges: Woodcarving and Snow Sports
10:00-11:00	Wood Sculpture with Curtis Ingvaldstad
12:00 - 1:00	Lunch – (Troops turn in skits and songs to HQ for campfire program)
1:00-2:00	Wood Sculpture with Curtis Ingvaldstad
1:00 - 5:00	Afternoon activity rotations: Tomahawk throwing Klondike Derby Race: (See competition details/rules) Scout Skills: Tote'n Chip and Fire-n-Chit, Paul Bunyan Award Merit Badges: Woodcarving and Snow Sports
5:30	Colors retired
5:00 - 7:00	Meal Preparation
6:30 - 8:00	Dinner and Clean-up
6:00 - 8:00	Dessert competition judging in HQ
8:00 - 9:30	Campfire Program and Awards
9:30	Troop reflection
10:00	Taps/Lights-out

Sunday

7:00	Reveille
7:00 - 8:00	Breakfast and clean-up
8:30 - 9:30	Break camp, clean-up and checkout

Registration online:

Camporee Scholarships

Scholarships are available for Scout families in need. Unit leaders, please contact
Your requests will remain confidential.

**REMEMBER THE BUDDY SYSTEM AND BE SAFE AT ALL TIMES.
HAVE FUN! "SCOUTING IS A GAME WITH A PURPOSE."**

Evaluation for the Youth to turn in at checkout

Question 1: Please evaluate. (Circle one)

	Much better Than expected	somewhat better than expected	Expected	somewhat worse Than expected	Worse then expected
Info available before event	<input type="radio"/>	<input type="radio"/>	<input type="radio"/>	<input type="radio"/>	<input type="radio"/>
Program	<input type="radio"/>	<input type="radio"/>	<input type="radio"/>	<input type="radio"/>	<input type="radio"/>
Facility	<input type="radio"/>	<input type="radio"/>	<input type="radio"/>	<input type="radio"/>	<input type="radio"/>

Comments

Question 2: Things we liked about this camporee _____

Question 3: Things we didn't like about this camporee _____

Questions 4: If your unit was a **host troop/unit** please rate your experience? (Circle one)

	Much better Than expected	somewhat better than expected	Expected	somewhat worse Than expected	Worse then expected
Meetings and Info available before event	<input type="radio"/>	<input type="radio"/>	<input type="radio"/>	<input type="radio"/>	<input type="radio"/>
Tasks assigned to us	<input type="radio"/>	<input type="radio"/>	<input type="radio"/>	<input type="radio"/>	<input type="radio"/>
Expectations of our unit the weekend of the event	<input type="radio"/>	<input type="radio"/>	<input type="radio"/>	<input type="radio"/>	<input type="radio"/>
Communications from district	<input type="radio"/>	<input type="radio"/>	<input type="radio"/>	<input type="radio"/>	<input type="radio"/>

What could be done to enhance the Host Troop experience? _____

Question 5: Do you have any ideas for future camporees? _____

Please turn in at checkout. Thanks for your comments.

Hungry Man & Dessert Cooking Competition

Your hearty dish & dessert must be prepared on-site on Saturday, February 15.

Both dishes must be prepared in a Dutch Oven. Hearty dish must have the SWEET POTATO in it. Dessert can be either a pie or cobbler. To Win, units need to enter both items. Good Luck!

Grading Criteria

I. Plate Presentation

A. Overall Taste (flavor)	____/25
B. Texture*	____/25
C. Plate Layout / Space Ingredient*	____/20
Total	____/70

II. Scout Presentation

A. Clean Hands/Fingernails	____/10
B. Pride/Scout Spirit / Story*	____/10
C. Recipes (typed neatly/easy to read)	____/10
Total	____/30

Grand Total ____/100

Comments:

***Definitions:**

Texture – Mouth feel. Is it mushy when it should be firm (for example, in a stew a carrot should be “al dente” or firm to the bite and the carrot should not be mushy).

Plate Layout – Eye appeal. Are there a variety of different colors or is there one color that overpowers all the other colors on the plate? There should be a variety of different colors. Does it look appetizing? How does it use the TANG ingredient (be creative!)

Lumber Jack Competition Rules

Information for rules to be distributed at the Check In

Snowshoeing Contest –

Log Pulling–

Axe Throwing–

Cross Cut Competition –

Nail Driving Competition–



WINTER CAMPOREE- FEBRUARY 14-16, 2020

UNIT ATTENDANCE FORM- Registration is available online.

Please bring this form AND your health forms with you to the event.

DISTRICT (circle one): Lake Minnetonka District Other District: _____

UNIT(circle one): Troop Crew Team **NUMBER:** _____

Name (Scoutmaster/Crew Advisor/Team Advisor): _____

Name (SPL/Crew President/Team Captain): _____

Name (adult leader on site at all times): _____

Cell Phone: (adult leader on site at all times): _____

Where will medical forms be kept while at camp? _____

NOTE: Annual Health and Medical Record forms (Parts A&B) are required. Please bring one form for every person attending the camporee. If you do not have forms, you may print them at www.lmdbsa.org/2020WinterCamporee. **DO NOT** mail in the forms. Bring the health forms with you to check-in and review the forms with the staff. Health forms are to be stored with the unit.

SCOUT/VENTURER YOUTH + ADULT PARTICIPANTS	WEBELOS + ADULT PARTICIPANTS
Enter Total # Attending:	Enter Total # Attending:

YOUTH ATTENDING- FIRST AND LAST NAME: Circle W if the Scout is a Webelo- (Please type or print)

1.	W	13.	W
2.	W	14.	W
3.	W	15.	W
4.	W	16.	W
5.	W	17.	W
6.	W	18.	W
7.	W	19.	W
8.	W	20.	W
9.	W	21.	W
10.	W	22.	W
11.	W	23.	W
12.	W	24.	W

ADULT ATTENDING- FIRST AND LAST NAME: (Please type or print)

1.	4.
2.	5.
3.	6.

WEBELO PARENTS- If you registered on your own, enter the names of your Webelos above and complete the questions below:

My scout will be camping with **Unit** _____ My Scout is/are registered with **Pack** _____

Name: (of Webelos parent or guardian is encouraged to attend): _____

Cell Phone Number (of parent or guardian on-site at all times): _____

Where will medical forms be kept while at camp? _____

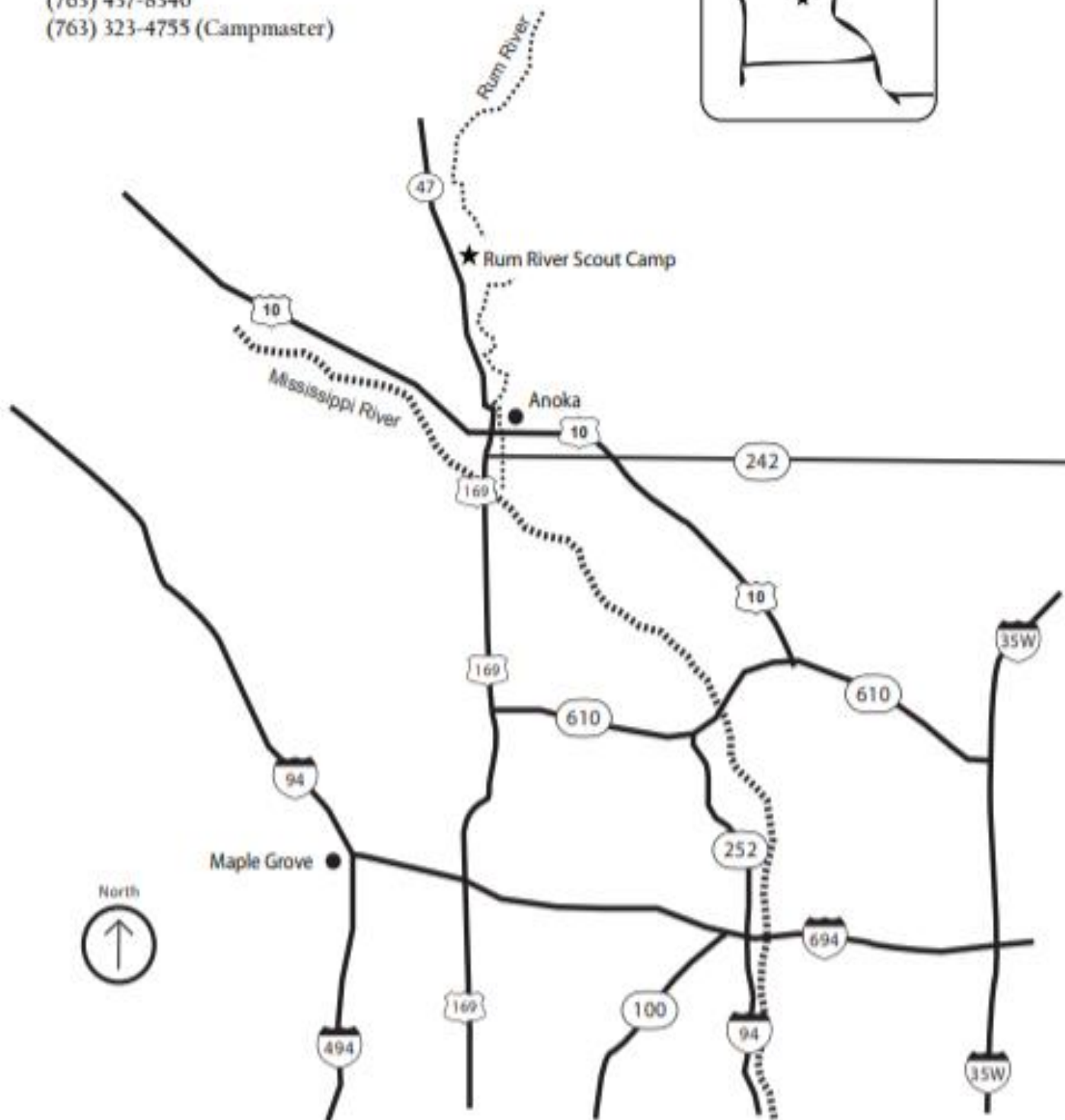
Rum River Scout Camp

Northern Star Council, BSA

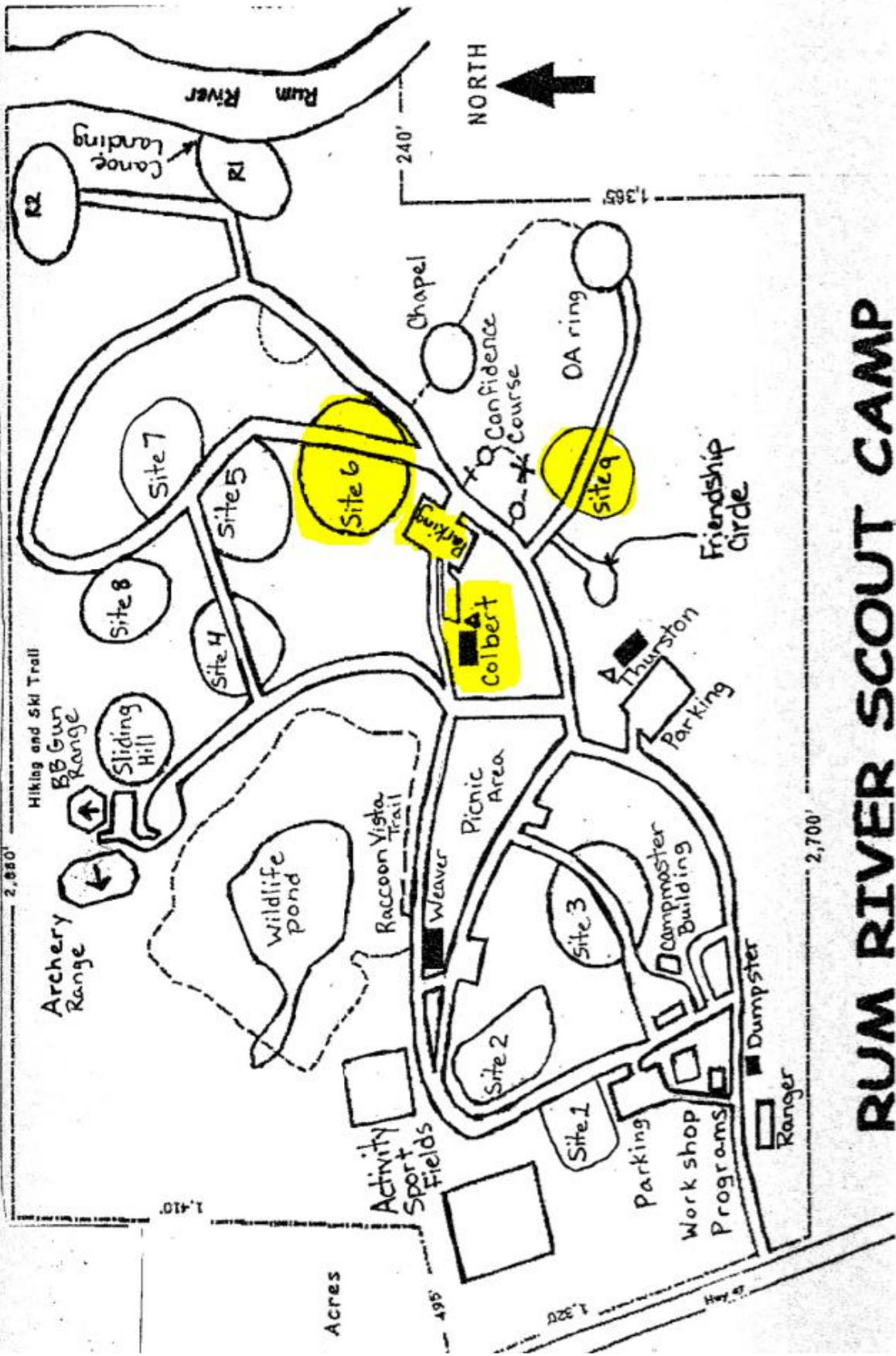
15659 St Francis Blvd NW
Ramsey, MN 55303

(763) 437-8340

(763) 323-4755 (Campmaster)



Directions to camp along with detailed property maps are available at northernstarbsa.org



RUM RIVER SCOUT CAMP

Acres

1,410'

240'

NORTH

1,385'

2,700'

495'

1,320'

1,740'

